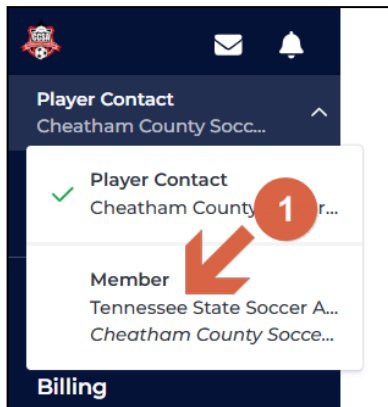


Make sure your Playmetrics and your US Soccer Learning Center use the same name and email account.

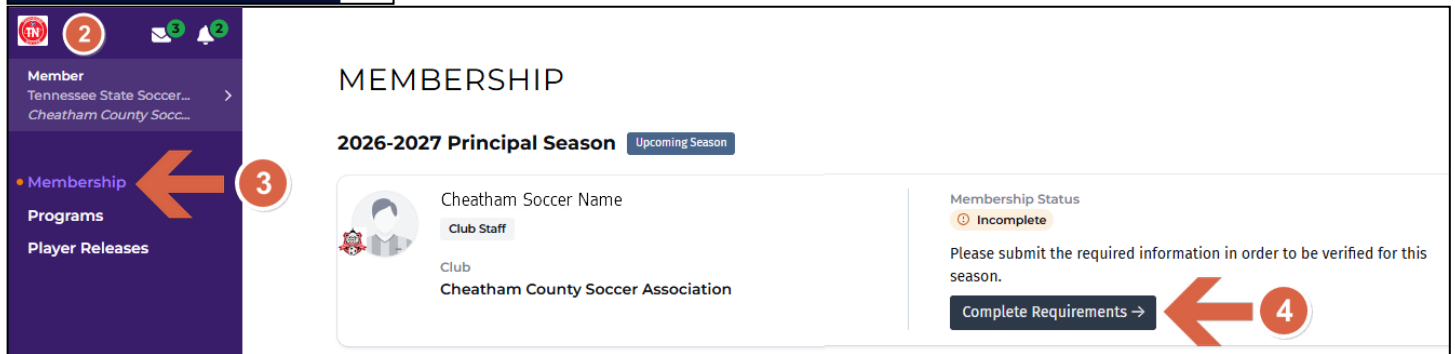
Go to US Soccer Learning Center (<https://learning.ussoccer.com/>)

1. Log in
2. Select Safe Soccer (menu item on top)
3. All of these requirements must be valid, completed and up to date.

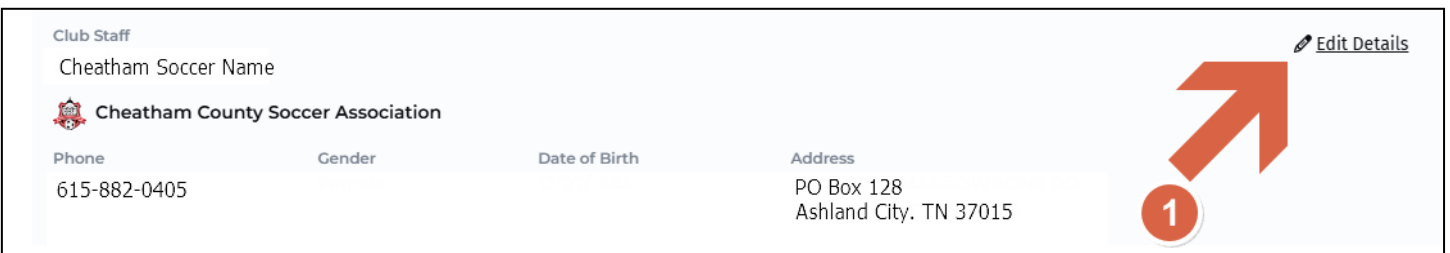
Go to PlayMetrics (<https://playmetrics.com/login>)



1. Select the Member role for TN Soccer from the left-hand menu
2. Once you select the Member role for TN Soccer your PlayMetrics will refresh and your menu on the left will turn purple.
3. Select Membership from the left-hand menu
4. Then select Complete Requirements->



5. Make sure your profile is filled out (may have to add gender and Date of Birth)



6. Upload a picture, your Clearances should sync with the US Soccer Learning Center as long as you use the same legal name and email. You can also use your USSF ID (from US Soccer Learning center, go to profile and the ID is under your picture USSF-ID (4 sets of 4 digits). If they do not, please email (cheathamssoccer@outlook.com) or text (615-882-0405) and let us know so we can contact TN soccer. We will need your name and email address to send to TN Soccer, please provide those when contacting us.
 - a. Documents - You'll need to upload a forward-facing picture that only has your face.
 - b. Clearances - Your health and Safety Training, SafeSport and Background Screening Clearances should pull over from your Us Soccer Learning account.
7. Once you have completed your profile details, uploaded your picture and synced your Clearances you can select Submit (top right-hand corner)
8. Select Yes, Submit Requirements. Playmetrics should then go back to the screen in step 2, and your status should be: In Review